

GAS LOG GUIDE

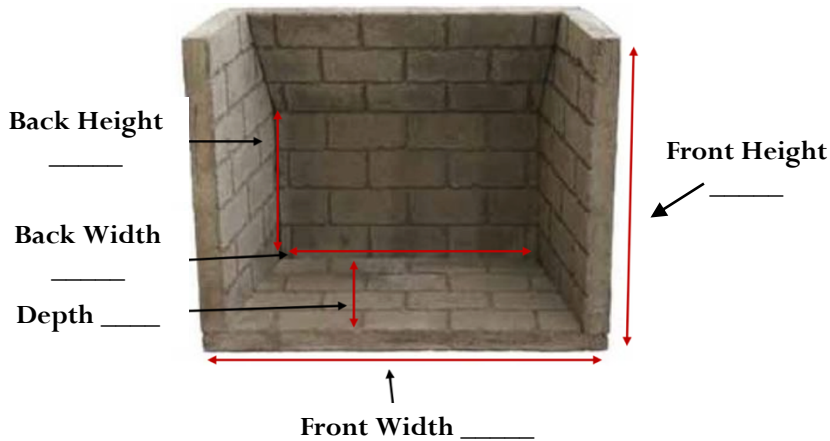
DETERMINING WHAT'S BEST FOR YOUR FIREBOX

WHAT ARE GAS FIRE LOG SETS?

Crafted from real wood samples to meticulously recreate the look of a real wood burning fire, Gas Log Sets will add a beautiful accent to your hearth. They are made of cement/clay mix & designed to withstand high temperatures.



FIREBOX MEASUREMENT GUIDE



Gas Location: (circle one)
Left Right Rear Floor

Gas Type: (circle one)
Natural Propane

Does your fireplace have gas logs? (circle one)
Yes No

Ignition Desired: (circle one)
Manual (Match Light) Remote Control

WHAT IS INCLUDED IN A GAS LOG SET?

- Refractory Logs:** cement/clay mixed and able to withstand high temperatures
- Grate:** Stabilizing the logs to create the desire flame pattern
- Burner Pan (Hearth Kit):** Steel pan that forms the foundation for the burner media
- Gas Line Connector Kit:** to connect the gas supply to the burner pan
- Sand:** (diffuse the natural gas) Vermiculite: (diffuse the propane gas)
- Embers:** installed on burner

ADDITIONAL OPTIONS (ACCESSORIES)

- Lava Rocks:** installed around burner pan to decorate the hearth
- Fireglass:** gives more character to the firebox
- Remote & Receiver:** can be added to any of our Gas log sets.



REALWOOD LOG SET

- Log Sizes available in 18" & 24"
- Match Lite, Pilot Safety, Remote Control



SUPREME OAK LOG SET

- Log Sizes available in 18", 24", 30"
- Match Lite, Pilot Safety, Remote Control



GRANDOAK LOG SET

- Firebox Minimum size 28" H with 20"D*
- Log Sizes available in 24" & 30"
 - Match Lite, Pilot Safety, Remote Control



IMPERIAL LOG SET

- Log Sizes available in 18" & 24"
- Remote Control Only

IMPORTANT INFORMATION ABOUT GAS LOG SETS

Adequate ventilation is absolutely necessary when burning gas logs. Without proper ventilation carbon monoxide & smoke can be released in the home. Repositioning the logs after install is not necessary, but if desired used heat resistant gloves or let the logs cool off before touching them. Glass doors must always be open while the gas logs are burning. Overtime black soot may appear on the outside of the logs. On new installs the logs must be burned on a low flame for at least 4 hours to break them in.



"We keep your Air Fresh & your Fire Lit"

P: 832.983.9888

Email: sales@usasupremetx.com

Website <https://www.supremeservicetx.store/gaslogs>

Open M-F: 9AM-6PM Sun: 10AM-4PM

Visit Our Showroom Today!



CLASSIC SERIES



CHARRED SERIES



DESIGNER SERIES



P: 832.983.9888

Email: sales@usasupremetx.com

Website <https://www.supremeservicetx.store/gaslogs>

Open M-F: 9AM-6PM Sun: 10AM-4PM

Visit Our Showroom Today!